

Light Weight Low Pressure Relief Valve (PRV) for ColPro Shelters

- Cracks at 0.5 iwg; fully open at 0.7 iwg with 10% variability.
- Adjustable crack pressure setting (Range: 0.2 iwg to 2 iwg) with minor modifications; must be recalibrated.
- Standard hardware provided for PRV attachment to soft shelters and hard shelter walls up to 1.5" thickness. The design can adapt to hard shelters up to 2.5" thickness.
- Air quality passing through PRV must be clean, free of any suspended particles, under controlled temperature.
- Operating condition: 50 ° to 160 ° F; UV Resistant.
- Storage condition: -60 ° to 160 ° F per MIL810F.
- PRV is equipped with a dust filter to prevent any outside dust entering into the device.
- Housing made out of special plastic, with off-white color.
- PRV to be installed vertically; with a maximum of 15 ° swing.
- Weighs less than 2 lbs; overall size: 7.7 inch dia. x 4 inch



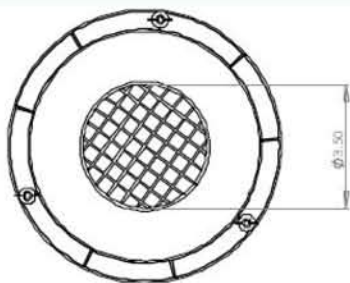
PRV Outlet



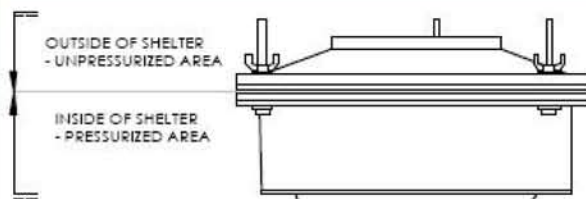
PRV Inlet



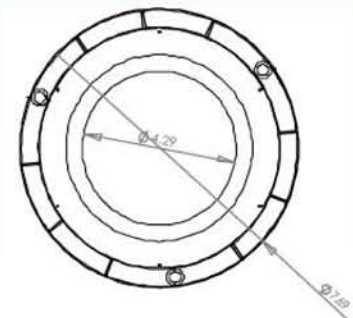
DISCLAIMER: PDA RESERVES THE RIGHT TO THE DESIGN, THE MATERIAL OF CONSTRUCTION AND THE OVER ALL SCHEME OF THE PRESSURE RELIEF VALVE PRODUCT OFFERED AND CANNOT BE COPIED OR DUPLICATED. NO WARRANTY OF MERCHANTABILITY, OR FITNESS FOR USE, NOR ANY OTHER WARRENTY EXPRESSED OR IMPLIED IS MADE BY PDA HEREUNDER. WHEN USING OUR RECOMMENDATIONS OR COMPONENTS OR FINISHED PRODUCTS, THE USER ACCEPTS THAT PDA HAS NO LIABILITY FOR INJURY TO PERSON OR PROPERTY OR ANY DIRECT, INDIRECT, SPECIFIC OR CONSEQUENTIAL DAMAGES.



Model PRV-4



Product Development
Analysis



www.PDA-LLC.com